
















Outdoor English Challenges for KS1 children

How many challenges can you complete? Tick them off as you go.

<p style="color: red; font-weight: bold; margin: 0;">Spotting Game</p> <p>Make a list of things to find out on a walk or in the garden (e.g. a tree, a bird, a petal, something 'yellow', something that starts with every letter of the alphabet (A–Z), a snail, a leaf etc.). <i>You could take photos and create your own spotters' guide!</i></p> <div style="text-align: right; border: 1px solid black; width: 20px; height: 20px; margin-left: auto;"></div>	<p style="color: orange; font-weight: bold; margin: 0;">I Spy</p> <p>Choose an object and use the phrase I spy with my little eye, something beginning with the letter ... <i>See how many guesses it takes for someone to find out what you've chosen!</i></p> <div style="text-align: center; margin: 5px 0;">  </div> <div style="text-align: right; border: 1px solid black; width: 20px; height: 20px; margin-left: auto;"></div>	<p style="color: yellow; font-weight: bold; margin: 0;">Twenty Questions</p> <p>Play with someone else! Think of something and then the other person has to ask up to 20 questions to guess what it is. <i>You could choose from different categories like an animal, a vegetable or fruit or something that moves!</i></p> <div style="text-align: right; border: 1px solid black; width: 20px; height: 20px; margin-left: auto;"></div>	<p style="color: green; font-weight: bold; margin: 0;">Den Building</p> <p>Create a den so that you can do some reading outside. Think about keeping warm and dry! Once the den is made, sit back, relax and read!</p> <div style="text-align: center; margin: 5px 0;">  </div> <div style="text-align: right; border: 1px solid black; width: 20px; height: 20px; margin-left: auto;"></div>	<p style="color: blue; font-weight: bold; margin: 0;">Treasure Hunt</p> <p>Collect some items from outside (e.g. a shell, a flower or a pebble). Create an exhibition by writing a label and a caption for each item. (e.g. This is a ... It is ...)</p> <div style="text-align: center; margin: 5px 0;">  </div> <div style="text-align: right; border: 1px solid black; width: 20px; height: 20px; margin-left: auto;"></div>
<p style="color: blue; font-weight: bold; margin: 0;">Cloud Busting</p> <p>Lie on your back or look up at the sky. If you can see a cloud, what do you think it is? Could it be an animal, a person, a vehicle? Describe what it looks like.</p> <div style="text-align: center; margin: 5px 0;">  </div> <div style="text-align: right; border: 1px solid black; width: 20px; height: 20px; margin-left: auto;"></div>	<p style="color: purple; font-weight: bold; margin: 0;">Poetree</p> <p>Use your senses to explore the trunk, branches, buds and/or leaves of a tree. Create a poem or short piece of descriptive writing about it.</p> <div style="text-align: center; margin: 5px 0;">  </div> <div style="text-align: right; border: 1px solid black; width: 20px; height: 20px; margin-left: auto;"></div>	<p style="color: pink; font-weight: bold; margin: 0;">Garden Potions</p> <p>Put some water in a container or small bucket. Create your own fantastic potion, adding any natural objects you can find. Write a list of what you used to make your potion!</p> <div style="text-align: center; margin: 5px 0;">  </div> <div style="text-align: right; border: 1px solid black; width: 20px; height: 20px; margin-left: auto;"></div>	<p style="color: cyan; font-weight: bold; margin: 0;">Window Watch</p> <p>How many things can you see out of the window that start with ...</p> <div style="display: flex; flex-wrap: wrap; justify-content: center; gap: 10px; margin: 5px 0;"> <div style="border: 1px solid black; padding: 5px; margin: 5px;">G</div> <div style="border: 1px solid black; padding: 5px; margin: 5px;">D</div> <div style="border: 1px solid black; padding: 5px; margin: 5px;">C</div> <div style="border: 1px solid black; padding: 5px; margin: 5px;">T</div> <div style="border: 1px solid black; padding: 5px; margin: 5px;">B</div> <div style="border: 1px solid black; padding: 5px; margin: 5px;">S</div> </div> <div style="text-align: center; margin: 5px 0;">  </div> <div style="text-align: right; border: 1px solid black; width: 20px; height: 20px; margin-left: auto;"></div>	<p style="color: red; font-weight: bold; margin: 0;">Mini Me</p> <p>Imagine you have been shrunk down to the size of a ladybird.</p> <div style="text-align: center; margin: 5px 0;">  </div> <p>Write a story about going on an outdoor adventure. Maybe you'll find a lost toy or get chased by a spider or a bee!</p> <div style="text-align: right; border: 1px solid black; width: 20px; height: 20px; margin-left: auto;"></div>
<div style="border: 1px solid black; width: 20px; height: 20px; margin-left: auto;"></div>	<div style="border: 1px solid black; width: 20px; height: 20px; margin-left: auto;"></div>	<div style="border: 1px solid black; width: 20px; height: 20px; margin-left: auto;"></div>	<div style="border: 1px solid black; width: 20px; height: 20px; margin-left: auto;"></div>	<div style="border: 1px solid black; width: 20px; height: 20px; margin-left: auto;"></div>

Outdoor English Challenges for KS1 children

<p style="text-align: center;">Mud Cakes</p> <p>Make a mud cake and say the rhyme ... Pat a cake, pat a cake, Bakers Man, Bake me a cake as fast as you can. Pat it and prick it and mark it with '?' (insert first letter of the name) And put it in the oven for 'name' and me!</p> <div style="text-align: right; border: 1px solid black; width: 30px; height: 30px; margin-left: auto;"></div>	<p style="text-align: center;">Small World</p> <p>Collect a range of natural materials (e.g. twigs, moss, fir cones, acorns) and make a tiny world for toys, action figures or animals. What about a ...</p> <ul style="list-style-type: none"> • stick fort • farm or zoo • fairy house  <div style="text-align: right; border: 1px solid black; width: 30px; height: 30px; margin-left: auto;"></div>	<p style="text-align: center;">Outdoor Dining</p> <p>Research an outdoor food recipe - something that could be cooked on a barbeque/campfire, or something that could be prepared for a picnic. With the help of an adult, prepare it and then eat it outside!</p>  <div style="text-align: right; border: 1px solid black; width: 30px; height: 30px; margin-left: auto;"></div>	<p style="text-align: center;">Obstacle Course</p> <p>Create an obstacle course with objects that have to be avoided (e.g. plants, bushes, footballs). One person walks the course while blindfolded, whilst they given instructions and are guided around the obstacles by someone else (e.g. left, right, stop, take one step back).</p> <div style="text-align: right; border: 1px solid black; width: 30px; height: 30px; margin-left: auto;"></div>	<p style="text-align: center;">Silent Movie</p> <p>Create a short, silent video (e.g. in the garden, on my walk, my favourite things to do outdoors). Write 10–20 words to describe the recording. Then you could always record a voiceover!</p>  <div style="text-align: right; border: 1px solid black; width: 30px; height: 30px; margin-left: auto;"></div>
<p style="text-align: center;">Bug Bonanza</p> <p>Go outside and see which minibeasts you can find crawling about. Make a mini book by folding up paper - draw a picture and then write something about each creature that you find.</p>  <div style="text-align: right; border: 1px solid black; width: 30px; height: 30px; margin-left: auto;"></div>	<p style="text-align: center;">Sound Walk</p> <p>Create a map of places and stop and listen – record on paper all the sounds that can be heard. Note down the sounds using a combination of written descriptions and pictures.</p>  <div style="text-align: right; border: 1px solid black; width: 30px; height: 30px; margin-left: auto;"></div>	<p style="text-align: center;">Give me five!</p> <p>Using a natural object (e.g. a leaf, rock or flower) come up with a short story about its imagined life. <i>Once upon a time there was a leaf who lived on the highest branch of a tree. All of a sudden, a gust of wind blew the leaf...</i></p> <div style="text-align: right; border: 1px solid black; width: 30px; height: 30px; margin-left: auto;"></div>	<p style="text-align: center;">Wild Weaving</p> <p>Tie string or wool to the base of a forked stick and wind it up and round. Find natural materials to weave through the loom. Write instructions on how to make a forked stick loom.</p>  <div style="text-align: right; border: 1px solid black; width: 30px; height: 30px; margin-left: auto;"></div>	<p style="text-align: center;">Nature Collage</p> <p>Research the artwork of environmental artists, such as Andy Goldsworthy. Using natural materials, make your own shapes and patterns to create designs.</p>  <div style="text-align: right; border: 1px solid black; width: 30px; height: 30px; margin-left: auto;"></div>